



UNIFIED FIRE



SERVICE AREA

ABOUT UFSA

UNIFIED FIRE SERVICE AREA

Unified Fire Service Area (UFSA) is a taxing entity that uses collected taxes to go directly towards fire service costs. UFSA is a proud member of Unified Fire Authority (UFA). UFA is a governmental entity that provides emergency services on behalf of its member entities.

PROUDLY SERVING 12 JURISDICTIONS

Copperton Metro Township

Eagle Mountain City

Emigration Canyon Metro Township

Kearns Metro Township

Magna Metro Township

Midvale City

Millcreek City

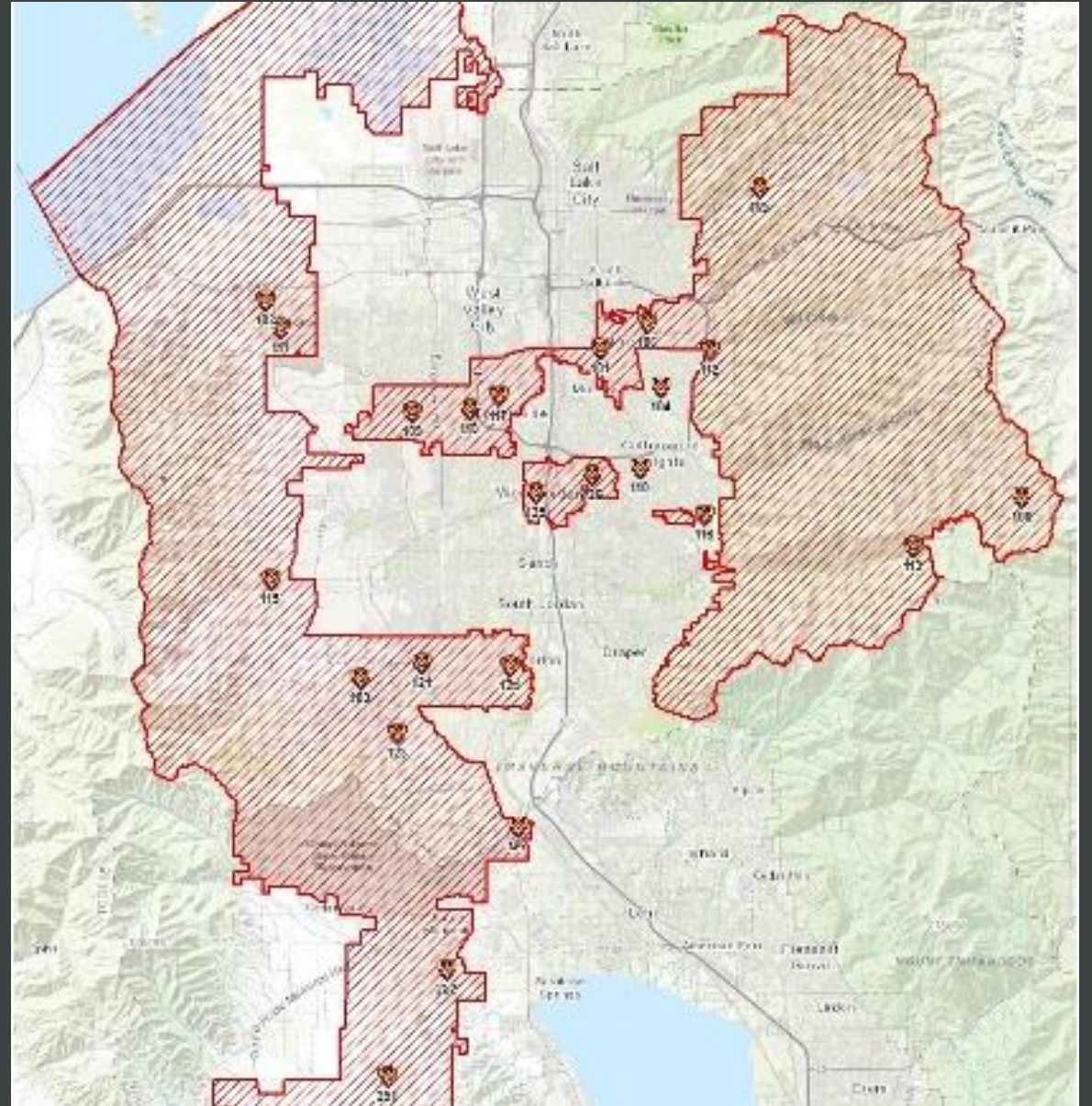
Taylorsville City

Town of Alta

Town of Brighton

White City Metro Township

Unincorporated Salt Lake County



PURPOSE FOR PROPOSED TAX INCREASE

UNIFIED FIRE SERVICE AREA




4
HANDED
CREWS



UPGRADING
FIRE
STATIONS



COST
OF
SERVICE



MAINTAIN
BOARD APPROVED
MINIMUM FUND
BALANCE

UFSA TAX INCREASE TIMELINE

UNIFIED FIRE SERVICE AREA



2008

TAX INCREASE

UFSA BOARD APPROVED A TAX INCREASE IN 2008.



2018

TAX INCREASE

UFSA BOARD APPROVED A 9.65% TAX INCREASE IN 2018.



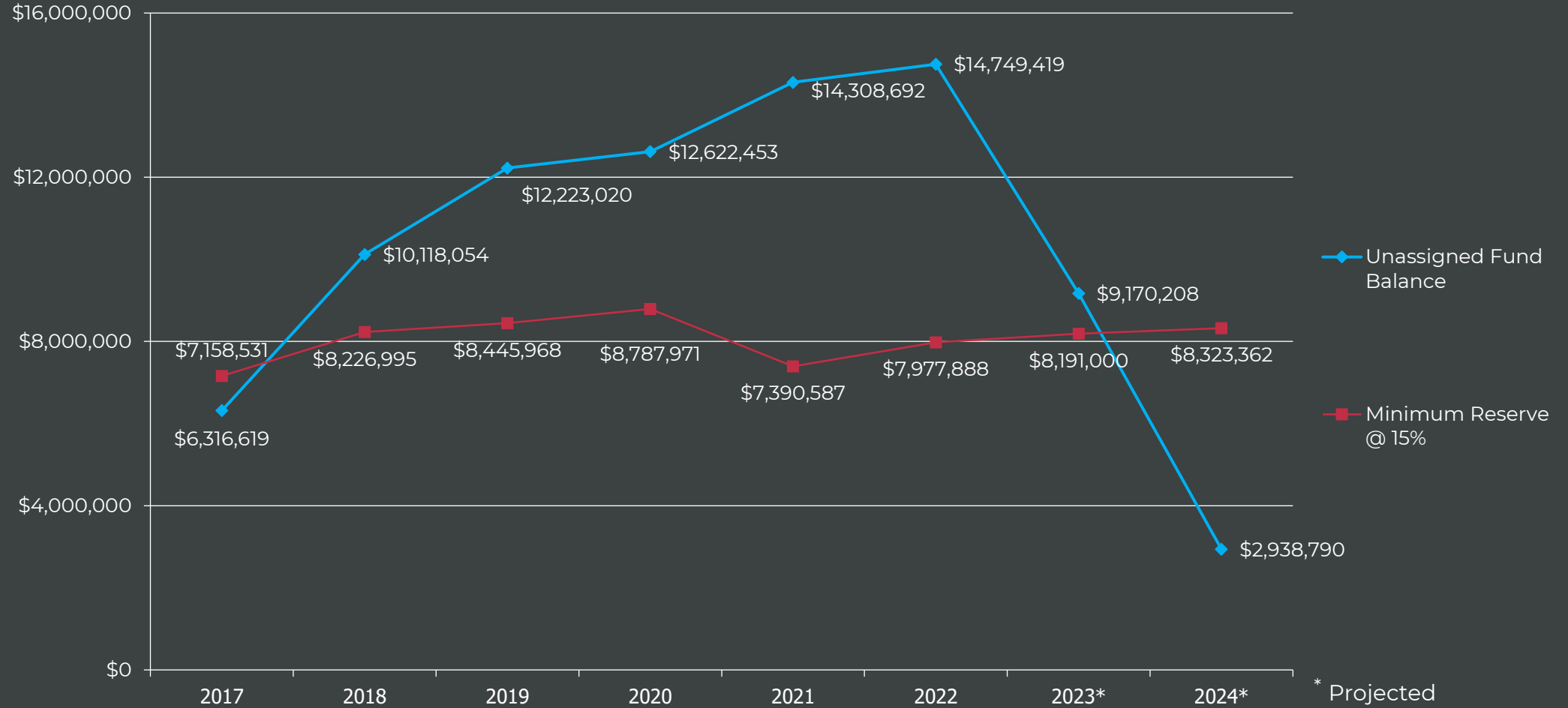
2024

PROPOSED TAX INCREASE

UFSA BOARD PROPOSES A 12% TAX INCREASE IN 2024.

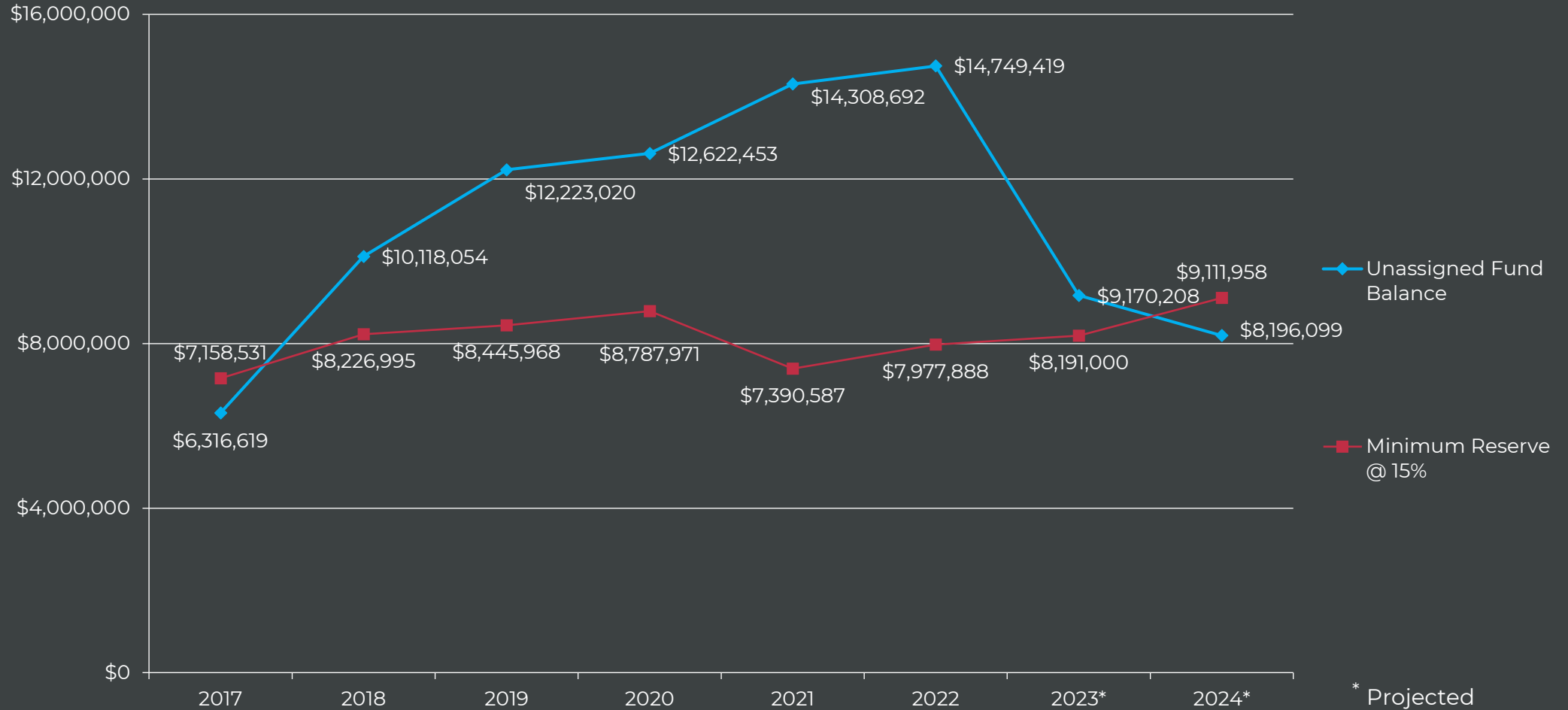
FUND BALANCE WITHOUT INCREASE

UNIFIED FIRE SERVICE AREA



FUND BALANCE WITH INCREASE

UNIFIED FIRE SERVICE AREA



* Projected



INCREASED COST FACTORS

UNIFIED FIRE SERVICE AREA

GENERAL
INFLATION



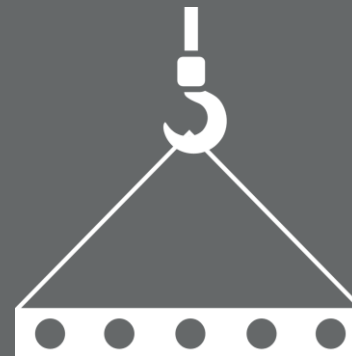
WAGES



CAPITAL
REPLACEMENT



BUILDING
CONSTRUCTION



GENERAL INFLATION

UNIFIED FIRE SERVICE AREA



TURNOUT SET

61% INCREASE

2018	2023
\$2,349	\$3,785



FUEL

40% INCREASE

2018	2023
\$479,457	\$673,471

FY TOTAL



MEDICAL SUPPLIES

15% INCREASE

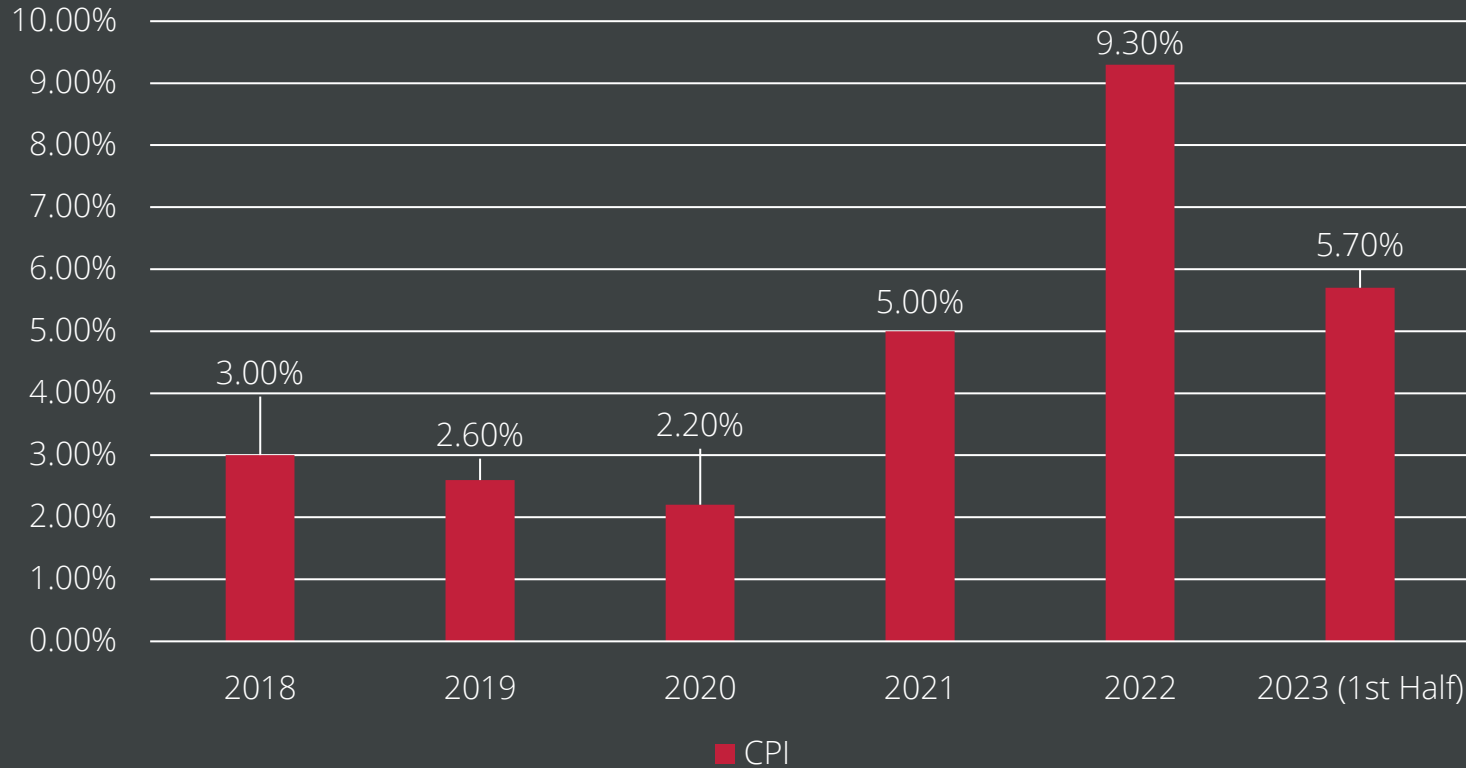
2018	2023
\$504,922	\$582,507

FY TOTAL

WAGE INFLATION

UNIFIED FIRE SERVICE AREA

CPI HISTORY 2018-2023



TOTAL
27.8%

AVERAGE PER YEAR
4.6%

2018

Entry-Level Firefighter

\$44,227 Per Year



11.37%
INCREASE

2023

Entry-Level Firefighter

\$49,254 Per Year



CAPITAL REPLACEMENT INFLATION

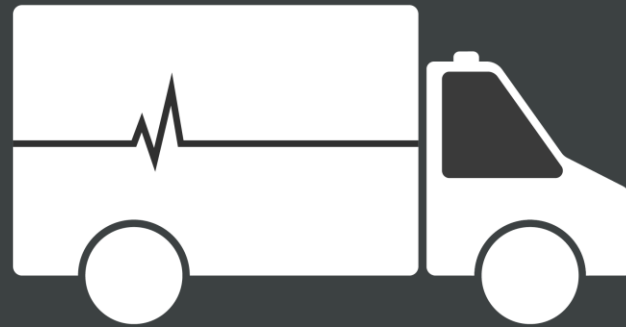
UNIFIED FIRE SERVICE AREA



TYPE 1 ENGINE

32% INCREASE

2018	2023
\$621,170	\$822,216



AMBULANCE

27% INCREASE

2018	2023
\$270,709	\$344,209



LADDER TRUCK

69% INCREASE

2018	2023
\$1.005M	\$1.7M

UPGRADING FIRE STATIONS (2021 BOND)

UNIFIED FIRE SERVICE AREA



SEISMICALLY PROOFING FIRE STATIONS

5

Stations received
structural retrofits

20

Stations received
non-structural
retrofits

ADDITIONAL NEW FIRE STATIONS (2016 BOND)



FIRE STATIONS

101 106 108 111 117 123



BUILDING CONSTRUCTION INFLATION

UNIFIED FIRE SERVICE AREA



2018
Station 117
\$290/sq.ft.




91%
INCREASE

2023
Station 253
\$554/sq.ft.



FUTURE NEEDS

UNIFIED FIRE SERVICE AREA



**POPULATION
GROWTH**



**CALL VOLUME
INCREASE**



**CAPITAL
IMPROVEMENTS**

COST PER AVERAGE TAXPAYER

UNIFIED FIRE SERVICE AREA



Avg. 2023 residential and commercial value of **\$562,000**

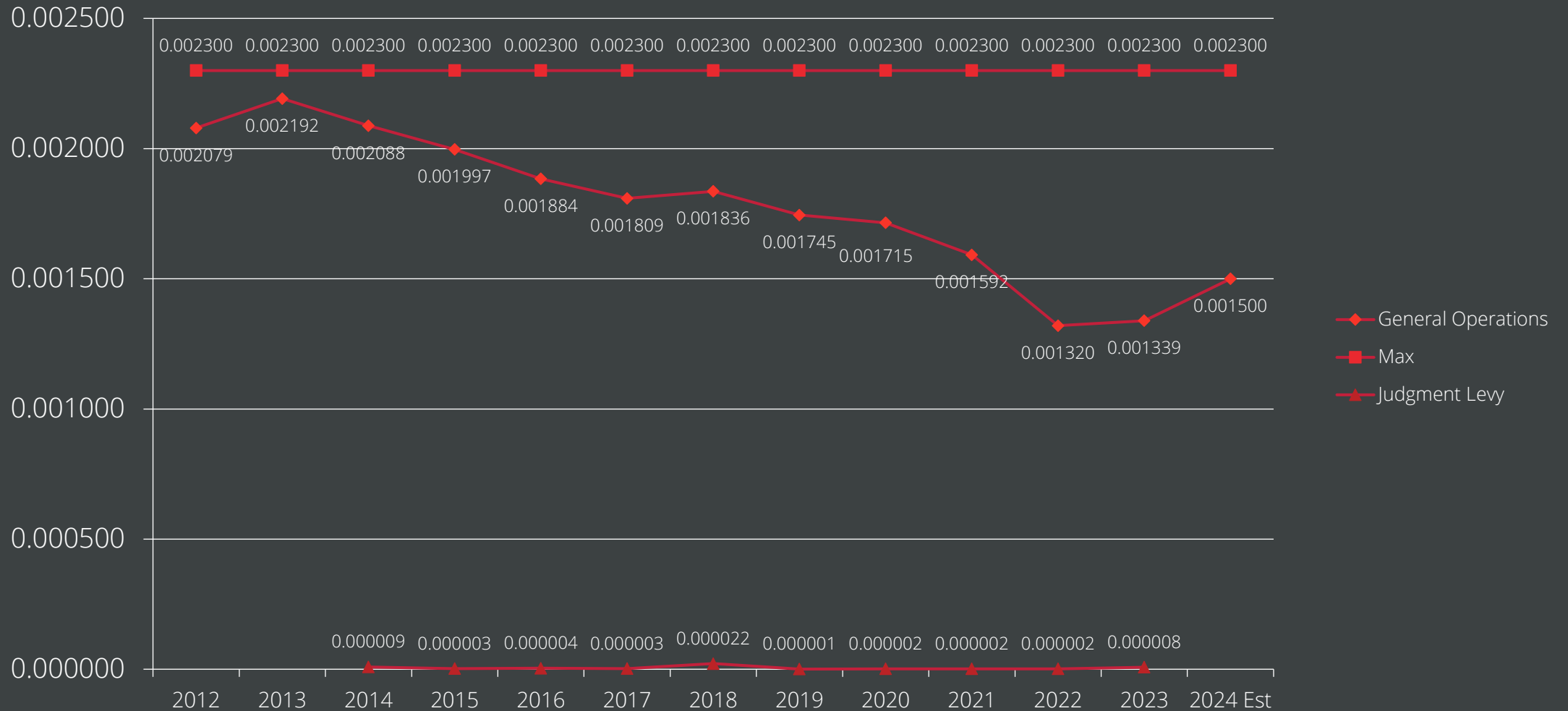


2023 UFSA Annual Tax
Residential: **\$413.88**
Commercial: **\$752.52**

Proposed Increase	2024 Proposed Annual UFSA Tax	Annual Difference	Monthly Difference
12.00%	Residential \$463.55	\$49.67	\$4.14
	Commercial \$842.82	\$90.30	\$7.53

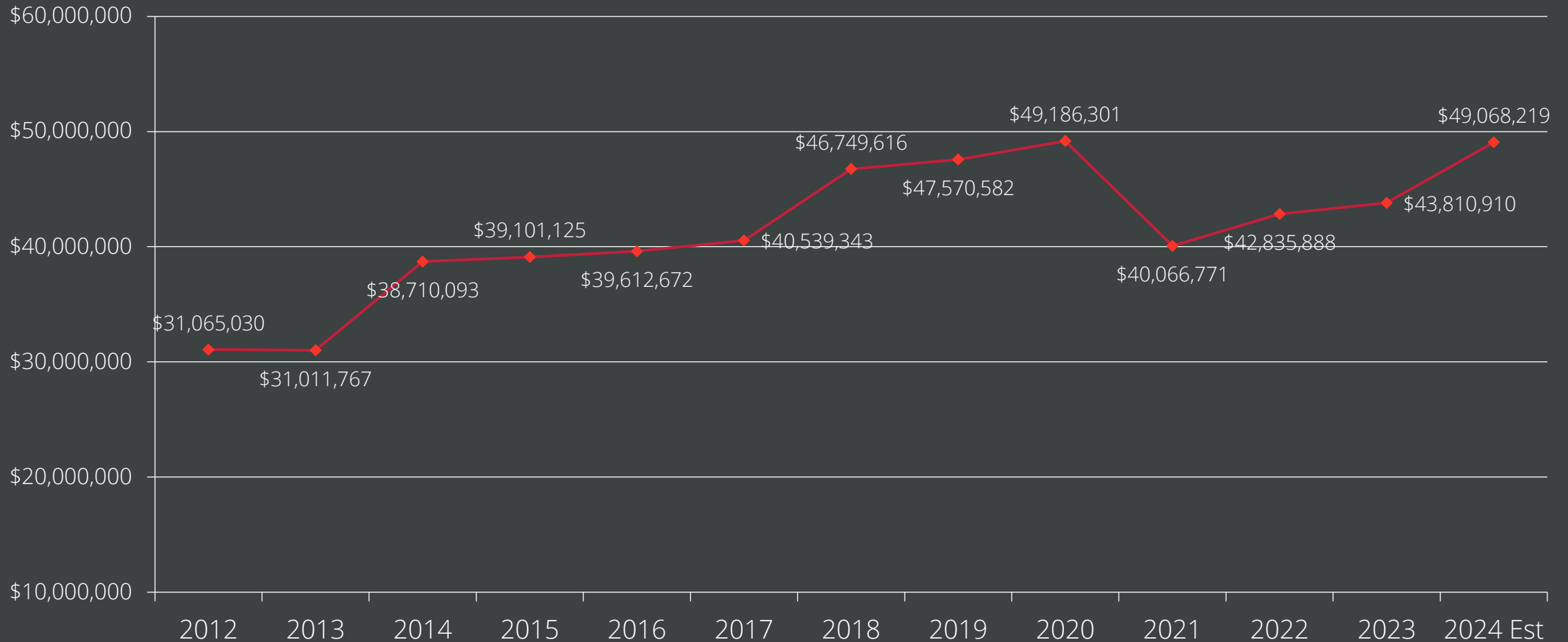
PROPERTY TAX RATES

UNIFIED FIRE SERVICE AREA



PROPERTY TAX REVENUE

UNIFIED FIRE SERVICE AREA



NOTICE OF PUBLIC HEARING

UNIFIED FIRE SERVICE AREA



2024 UFSA PROPOSED TAX INCREASE
PUBLIC HEARING

TUESDAY
DECEMBER 5, 2023
6PM

UNIFIED FIRE AUTHORITY BOARDROOM
3380 S. 900 W. Salt Lake City, Utah 84119





QUESTIONS?

UNIFIED FIRE SERVICE AREA